

2015-16 GHSA/NFHS



Basketball Rules Clinic



GHSA WEB SITE

- Important information at www.ghsa.net
- The “White Book” is on line
 - * Constitution and By-laws
 - * Sports Specific Procedures
 - * Appendix B – Contest Brackets
 - * Appendix F – Fine Schedule



Dates of On-Line Rules Clinic: October 5 – 26, 2015



CLASS A POWER RANKINGS


- The official site for the GHSA Power Rankings is Max Preps
- Every GHSA member school must submit all game results, regardless of the classification, to Max Preps (\$250.00 fine for failure to report)
- To set up an access code and login information contact Kylie McLarty at Max Preps. Her email address is: kmclarty@maxpreps.com



POLICY CHANGES



- STATE TOURNAMENT GAMES – Rounds 1 & 2 will be played at the “higher seed”. The quarterfinal, semifinal, and final rounds round will be played at a neutral site. In those rounds the “H” in the bracket will determine the home team. As such, the “H” also indicates the team designated to wear white jerseys, regardless of region seeding.
- APPROPRIATE HEALTH CARE PROFESSIONAL – May include; licensed physician(MD/OD), nurse practitioner, physicians assistant, or certified athletic trainer. A player removed from the game with concussion-like symptoms may only returned to a contest if cleared by an Appropriate Health Care Professional.







POLICY CHANGES

- E-VERIFY – By proclamation of the GA State Legislature ALL GHSA charter officiating association must comply with the E-Verify program for “contract labor” individuals by July 1 each year.
- BACKGROUND CHECKS - Effective August 1, 2015 all GHSA contest officials shall have a current year background check completed. It shall be the responsibility of each respective GHSA sanctioned contest officials association to insure that the background checks are completed for the current academic school calendar, and keep official records for each registered association member.
- Officials who have not completed a current year background check shall not be assigned to officiate any GHSA sanctioned event.
- Associations that violate any provision of this policy shall be subject to a \$250.00 fine per violation, and the possibility of losing their GHSA sanction.



SPORTSMANSHIP

- EJECTIONS - GHSA By-Law 2.72 (a) – Ejections are based on judgment calls by an official and are NOT reviewable or reversible. As such, once a player or coach has been ejected from a contest the ejection CANNOT be rescinded after the fact.
- COACHING – Any individual who is an active official, or officials’ assignor at the high school level, may not be a coach in the same sport. A “Community Coach” may not function as the Head Coach of a varsity level team. But, may be the head coach of a sub-varsity level team, as long as a full-time staff member is present at the contest.


State Tournament Double-Headers

- When a school is hosting both boys’ and girls’ games in the state tournament. . .
 - The host school may schedule a “boy/girl” doubleheader, but the games must be played on the second playing date of the respective round of the tournament.
 - If the day of the game is changed, ALL participating schools must agree to playing the double header.

ONE-DAY EVENTS

- All commemorative one-day events in which more than two (2) schools are competing must have the following:
 1. A “host School” must be designated for the entire event.
 2. The host school must provide a “Game Manager” for the entire event.
 3. The host school may schedule “contest officials” through the association assigned to their regular season games or the GHSA Office.
 4. The event must be “sanctioned” through the GHSA Office.





TOURNAMENT & POST-SEASON CONTESTS

- ALL post-season games (play-in games, sub-region games, regions games) played to determine the four (4) teams that will advance to the State Tournament, must be scheduled with a minimum of two (2) games at each site.
- Officiating crews are not allowed to work “back-to-back” games during the post-season, except in emergency situations.
- “Play-in” games are considered part of the regular season and shall be officiated by the host school’s officials association.



National Federation of State
High School Associations



NFHS Basketball

2015-16 Editorial Changes

Take Part. Get Set For Life.™

Arm sleeves, knee sleeves, lower leg sleeves tights (3-5-3c) (3-5-4a) Commemorative/memorial patches (3-4-2c)

- Anything worn on the arm and/or leg is a sleeve, except a knee brace, and shall meet the color restrictions, and must be the same color as any headband or wristband worn.
- Headbands and wristbands shall be black, white, beige or the predominant color of the jersey and must be the same color sleeves/tights shall be worn by teammates.
- By state association approval (1) commemorative or memorial patch may be worn on the jersey above the neckline or in the side insert panel.. The patch shall not exceed 4 square inches and shall not display a number.



National Federation of State
High School Associations



NFHS Basketball

2015-16 Points of Emphasis

Take Part. Get Set For Life.™

Player Occupying a Marked Lane Space (9-1-3g)

- A player occupying a marked lane space may not have either foot beyond the vertical plane of the outside edge of any lane boundary, or beyond the vertical plane of any edge of the space (2 inches by 36 inches) designated by a lane-space mark.
- Contact on the free thrower (boxing out) prior to the ball touching the ring or backboard is prohibited.



Player Occupying a Marked Lane Space (9-1-3g)

- A player shall position one foot near the outer edge of the free-throw lane line. The other foot may be positioned anywhere within the designated 36-inch lane space until the ball has been released.
- On a free throw, players in the lane spaces are allowed to enter the lane upon the release of the ball by the free thrower.
- All other players behind the free throw line extended and the three point line, including the free thrower, are required to wait until the free throw touches the ring or backboard or the free throw has ended before entering the lane.



Free Throw Provisions Rule 9-1-3g

LEGAL

ILLEGAL

LEGAL

Free throw restrictions apply to players in the marked lane spaces until the ball is released by the free thrower; and for the free-thrower or players outside of marked lane spaces until the ball touches the ring or backboard or the free throw ends.

RULE CHANGE

© REFEREE ENTERPRISES INC. 2014

REBOUNDING (4-37)

To obtain/maintain legal rebounding position a player may not:

- Displace an opponent in front or behind the opponent.
- Restrict the freedom of movement of an opponent by extending any part of the body outside the vertical plain of the body (i.e. use of arms, legs, shoulders).
- Violate the principle of vertically.
- Restrict the freedom of movement of an opponent by holding or tripping.

NOTE: The act of obtaining legal rebounding position is the act of getting to a spot on the court first without illegally contacting an opponent.



National Federation of State High School Associations



NFHS Basketball

2015-16


“New Language” on Excessive Contact Rule (10-6-12)

Take Part. Get Set For Life.™

Contact (10-6-12) New Language

“A player becomes a ball-handler when he/she receives the ball, regardless of the position on the court. (i.e. dribbler, passer, post player)”

- As such, the following acts constitute a foul when committed against a ball handler:
 - Placing two hands (front/back of hand) on the player
 - Placing an extended arm bar (forearm that is away from the body) on the dribbler
 - Placing and keeping a hand on the dribbler
 - Contacting the player more than once with the same hand or alternating hands (“tagging on”).

 NOTE: Rough post play continues to be a concern. Any illegal contact that restricts the movement of players in the post area needs to be addressed early in the game.



Contact Rule 10-6-12





RULE CHANGE

A personal foul is must be ruled when illegal contact occurs on a player holding or dribbling the ball.

REFeree

© REFEREE ENTERPRISES INC. 2014

National Federation of State High School Associations



NFHS Basketball

2014-15

Points of Emphasis Reminders

Take Part. Get Set For Life.™

Announcer Responsibilities

- The announcer shall be prohibited from making an announcement:
 - while the clock is running and, while the clock is stopped and the ball is live...such as during a free throw, a throw in, etc.
- Announcements or comments shall be made during those times when there is a stoppage of the clock and the ball is not live, such as time outs, between quarters, pre-game, half time and post game.
- The announcer is allowed to announce basic information that does not potentially affect the play in general, the players, the coaches, or the officials. The announcer's information is not official information and could be misinformation shared with all.
- Appropriate training of announcers by school personnel and proper pre-game instructions by the referee are necessary.



The Announcer may announce; Player who scored, Player charged with foul, Player attempting free throw, Team granted a time out, Length of time out (30 seconds or 60 seconds), Player entering game, Team Rosters.

Announcer Responsibilities

- The announcer's role does not include "cheering the home team on" or otherwise inciting the crowd. Doing so is common at other levels of athletic events. But high school athletics is different because sports are educationally based.
- It is the responsibility of the host school Game Administrator to insure that these P/A policies are adhered to.
- Shall not announce; Number of points player scored, Number of fouls on player, Number of team fouls, Number of team time outs or number remaining, Time remaining in the quarter/game, Type of foul or violation
- Emphatic 2 or 3 point goal



Correctable Error:

Officials may correct an error if a rule is inadvertently set aside and results in:

- Failure to award a merited free throw.
- Awarding an unmerited free throw.
- Permitting a wrong player to attempt a free throw.
- Attempting a free throw at the wrong basket.
- Erroneously counting or cancelling a score.



Correctable Errors

Five errors are recognized in the rules book. Officials are granted the power within a certain window of time to make these corrections.

© REFEREE ENTERPRISES INC. 2014

Frontcourt and Backcourt Ball Status:

- The status of the ball when considering whether it is in the frontcourt or backcourt is determined by the location of the object that the ball last touched **inbounds** as long as there is team control **inbounds**, be it a player, official or the playing court.
- When an airborne player gains possession of the ball during a throw in or a jump ball, the player is considered to have no status as related to frontcourt or backcourt if he/she (and only that player) returns to the floor possessing the ball.
- The location where he/she lands will determine the location of the player and the ball.



Frontcourt and Backcourt Status

- The location of a player is determined by where the player is touching the floor or, in the case of the airborne player, where the player was last in contact with the floor.
- The location of a player is determined by where the player is touching the floor or, in the case of the airborne player, where the player was last in contact with the floor.



POINT OF EMPHASIS

Frontcourt and Backcourt Status

Until a player gains control of the ball during a throw-in or jump ball, there is no frontcourt or backcourt status. When possession is gained, location of the player determines frontcourt or backcourt status of the ball.

REFeree

© REFEREE ENTERPRISES INC. 2014

EDITORIAL CHANGE


Backcourt Rule 9-9-1

Clarified example of a backcourt violation.

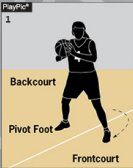
REFeree

© REFEREE ENTERPRISES INC. 2014


POINT OF EMPHASIS



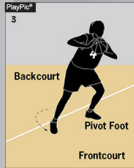
Frontcourt and Backcourt Status




1
Backcourt
Pivot Foot
Frontcourt



2
Backcourt
Pivot Foot
Frontcourt



3
Backcourt
Pivot Foot
Frontcourt



4
Backcourt
Pivot Foot
Frontcourt


In (1), the player with her pivot foot (right foot) in the backcourt can pivot the left foot into the frontcourt and then to the backcourt in (2) without committing a violation. In (3), the player uses her front foot or left foot as her pivot foot and pivots into the frontcourt. However, when she now touches the backcourt in (4), it is a violation.

© REFEREE ENTERPRISES INC. 2014


Team Control Status During Throw in; Team Control Status Inbounds

NOTE:


- Team control during a throw in is not intended to be equated to player control status inbounds which creates team control status inbounds.
- During the throw in, 10-seconds, 3-seconds, frontcourt status, backcourt status, closely guarded, etc. are not factors as there has yet to be player control/team control status obtained inbounds.



POINT OF EMPHASIS



Team Control on Throw-In




A team is in control of the ball when the ball is at the disposal of the player for the throw-in. The penalty for a common foul committed by the throw-in team is a team-control foul and does not warrant free-throw shots.

© REFEREE ENTERPRISES INC. 2014

Coaching Box 1-13-2

- The coaching box shall be outlined on the side of the court where the scorer's and timer's table and team benches are located.
- The area shall start with a line drawn outside the sideline 14 feet from the end line towards the mid-court.
- From this line go another 14 feet towards the mid-court, then a line drawn towards the bench becomes the end of the coaching box closest to mid-court.
- The coaching box is 14 feet long placed in the middle of the regulation 42 feet long half court. These lines shall be located off the court and be 2 inches wide and 12 inches long.

NOTE: Bench personnel shall not occupy a seat closer to the division line beyond the coaching box.



Court Rule 1-13-2

EDITORIAL CHANGE

Granting A Time-Out & Dead Ball Officiating

- Officials must be diligent to recognize the request of a timeout by the coach and determine that it is at the appropriate time.
- It is suggested that coaches add a visual signal to the verbal call for a time-out.
- Officials must know the status of the ball and whether there is player control before granting the request.
- See the whole play.
- See the actions of all players.
- Don't react too quickly that you do not see the second action or antics of a player that is inciting an opponent to react.
- Be aware of the whole situation so to penalize the correct player.

CLOSELY GUARDED

A “closely guarded” situation occurs when a player in control of the ball, in the frontcourt, is guarded by an opponent who is within 6-feet. A player shall not hold or dribble the ball for 5-seconds while being “closely guarded”.

The “closely guarded” situation shall continue when there are multiple defenders involved, provided the 6-foot distance is maintained by one or more of the defenders.



A player in control of the ball, while “closely guarded”, may legally hold the ball for 4-seconds, dribble the ball for 4-seconds, and hold the ball for 4-seconds without violating.


Closely Guarded Situations

POINT OF EMPHASIS

Closely Guarded Situations


POINT OF EMPHASIS



UNIFORMS

- Committee still concerned with uniforms being worn in an unacceptable manner.
- Officials must strictly enforce the uniform standards.
- Uniforms must be worn as the manufacturer designed them to be worn
- Jerseys **MUST** be tucked in the shorts at all times
- Shorts **MUST** be kept above the hips
- Undershirts must meet specified standards
- When a player(s) are guilty of a uniform violation officials shall remove them from the game.



National Federation of State
High School Associations



**THANK YOU and
HAVE A GREAT SEASON!**



Take Part. Get Set For Life.™